



The National  
Theatre for Children

This booklet belongs to:

# THE SAFETY DETECTIVES



## Educational Concepts

- What electricity is
- The uses of electricity
- How to identify dangerous electrical situations
- How to prevent electrical fires



EDISON  
INTERNATIONAL®

# THE SAFETY DETECTIVES

Buddy has been hard at work with the Electrical Safety Detectives Brigade keeping everyone safe from electrical fires, but The Firefly is back with a new plan. He has been secretly running all over town creating dangerous electrical situations. The only way to stop him is to spread the word about electrical safety.

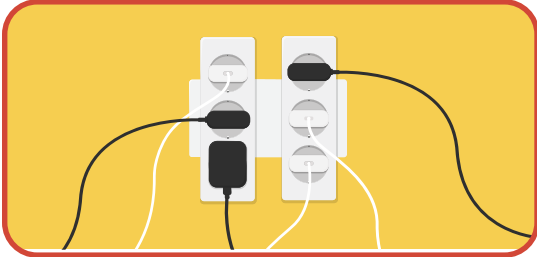
**Can you help Buddy solve these puzzles?**

Words to Know	
<b>Conductor</b>	Material or object that electricity passes through easily
<b>Damaged Cords</b>	Electrical cords that are cracked or broken and may have wires showing
<b>Electrical Safety</b>	Being careful when using electricity to prevent dangerous situations
<b>Electricity</b>	A type of energy that powers lights, computers, TVs and many other things
<b>Energy</b>	The ability to make things work or change
<b>Furnace</b>	An appliance that keeps your house warm in the winter
<b>Insulator</b>	Material or object that electricity does not travel through easily
<b>Outlet</b>	A spot on the wall where we plug in electrical devices
<b>Smoke Alarm</b>	A device that makes a loud noise to warn you if there's a fire
<b>Space Heater</b>	An appliance that can be moved around to warm different rooms




# SAFETY MATCH

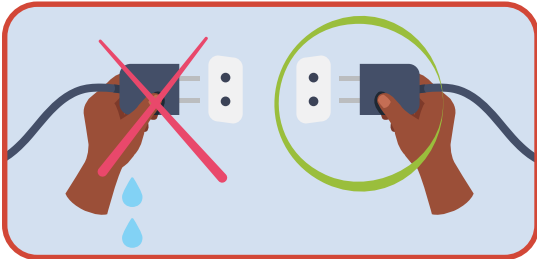
Match each image with the electrical safety tip it illustrates.



Stay away from downed powerlines.




Water and electricity don't mix.



Don't put a space heater near the wall.



Don't overload outlets.



Test your smoke alarms once a month.

# LETTER

# LABYRINTH

Buddy has written an important message, but The Firefly scrambled it in this maze. First, solve the maze, then write down the letters along the correct path to learn one way your family can be safe.

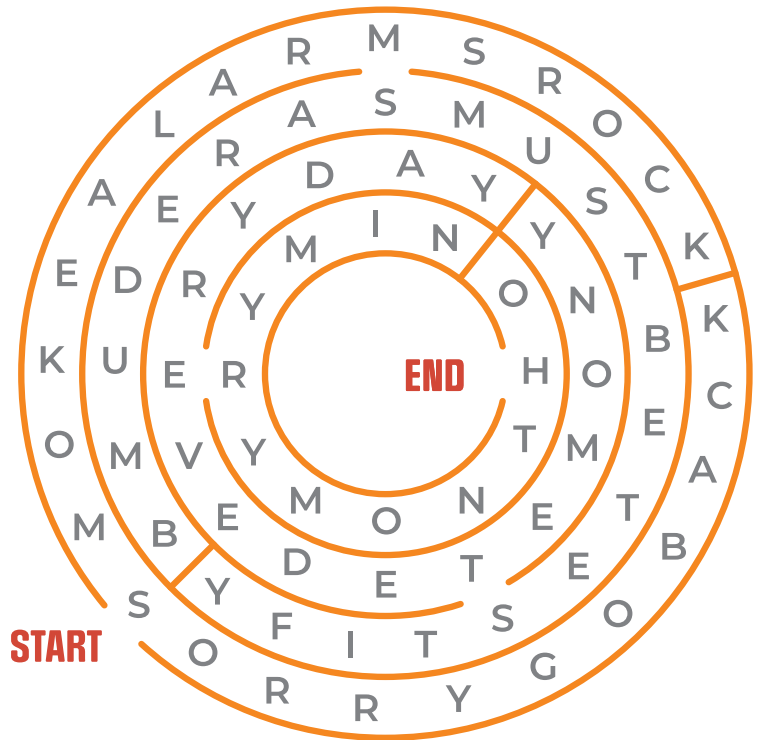
\_\_\_\_\_

\_\_\_\_\_

\_\_\_\_\_

\_\_\_\_\_

\_\_\_\_\_.



The Firefly hid important vocab words that help us stay safe around electricity. How many can you find?

K B V C O I A T C O N D U C T O R W D  
F R D N U P H G X J S E Q L F R G E O  
E L E C T R I C I T Y V S C M A T N B  
U H I O L M P K Z X B E G T O J R E Z  
S M O K E A L A R M L W A H D Y Q R I  
X E L H T J C Y N T F P I M S E N G P  
C V A G D I N S U L A T O R U B K Y F



## HIDDEN WORDS

conductor      energy      outlet  
electricity      insulator      smoke alarm

# MESSAGE MYSTERY MATH

The Firefly encrypted Buddy's message in this set of math problems. Solve the problems to reveal the message and read it out loud!

$5 + 13 = \square$  **P**

$145 + 6 = \square$  **M**

$64 + 8 = \square$  **N**

$120 - 26 = \square$  **K**

$16 + 16 = \square$  **L**

$22 \times 1 = \square$  **R**

$29 - 17 = \square$  **V**

$23 + 13 = \square$  **Y**



$40 \div 8 = \square$  **A**

$22 \times 4 = \square$  **F**

$11 \times 6 = \square$  **E**

$24 \div 6 = \square$  **O**

$53 - 8 = \square$  **U**

$12 - 12 = \square$  **T**

$21 \div 7 = \square$  **H**

$18 - 7 = \square$  **S**

18 45 0 4 72 66 11 151 4 94 66 5 32 5 22 151  
 4 72 66 12 66 22 36 32 66 12 66 32 4 88  
 36 4 45 22 3 4 151 66

**one outside every sleeping area and one inside every bedroom.**

SPREAD THE NEWS ABOUT

# SAFETY

## DIFUNDE LA NOTICIA ACERCA DE SEGURIDAD



You've almost defeated The Firefly, but we need to make sure everyone remembers to stay safe around electricity. Write an article for the newspaper about everything you've learned; be sure to include at least three of the vocabulary words on page 2 of this booklet. Once your article is complete, draw a picture on the next page to go with your article. Make sure it is eye-catching and spreads a positive message about safety.

*Casi ha vencido a la Luciérnaga, pero necesitamos garantizar que todos sigan recordando permanecer seguros alrededor de la electricidad. Escribe un artículo para el periódico en el que reflejes todo lo que has aprendido; asegúrate de añadir, al menos, tres términos del vocabulario de la página 2 de este folleto. Cuando termines de escribir el artículo, ilustra una imagen en la hoja siguiente para complementarlo. Asegúrate de que sea llamativo y comunique un mensaje positivo acerca de la seguridad.*

Hey parents, students and teachers!  
*¡Hola padres, estudiantes y profesores!*

GO TO: <sup>NTC</sup> **playworks.com**  
IR A:



Check out more fun learning activities on this topic at **NTCplayworks.com!**

*¡Descubre más actividades de aprendizaje divertidas sobre este tema en **NTCplayworks.com!***

### Here's How:

1. Go to [NTCplayworks.com](http://NTCplayworks.com)
2. Select your state and program
3. Enjoy the digital games, interactive activities, e-books and more

### Aquí te explicamos cómo:

4. Visita [NTCplayworks.com](http://NTCplayworks.com)
5. Selecciona tu estado y programa
6. Disfruta de juegos digitales, actividades interactivas, libros electrónicos y más

