



The National Theatre for Children

This booklet belongs to:

CONSERVATION COVE

Water Conservation Student Booklet



TAKE THIS BOOKLET HOME!
Share the activities inside with your family to help them save water too.

CeCe Starfish needs your help!

She asked her assistant, Shrimpy, to help her spread the word about **conserving** water, but he accidentally scrambled up her messages. Now they're scattered throughout this book, and it's your job to help her fix them. Once you uncover the hidden messages, share them with your friends and family so that we can all work together to save our water. Good luck!



Word to know!

Conserve – To use natural resources carefully to prevent waste.

There are seven vocabulary words hidden throughout this toolkit. Try to find them all!



Who is this toolkit for?

Students, enjoy the adventures contained within this book! The following activities are designed to teach you about saving and protecting water while you complete an exciting story.

Parents/Caregivers, you can help your student with these activities at home. You might even learn something yourself! Help your student apply the lessons they learn in the book at home.

Teachers, this booklet can be useful in the classroom. Intended for grades K-5, many of the activities contain a Learning Extension to allow you to tailor the activities to your age group. This student booklet will allow you to expand on the lessons learned in the *Conservation Cove* live show, which were:

- The importance of water
- The uses of water
- How water gets polluted and wasted
- How we can save or conserve water

You can find additional resources and a list of educational standards this program supports at www.ntcplayworks.com.



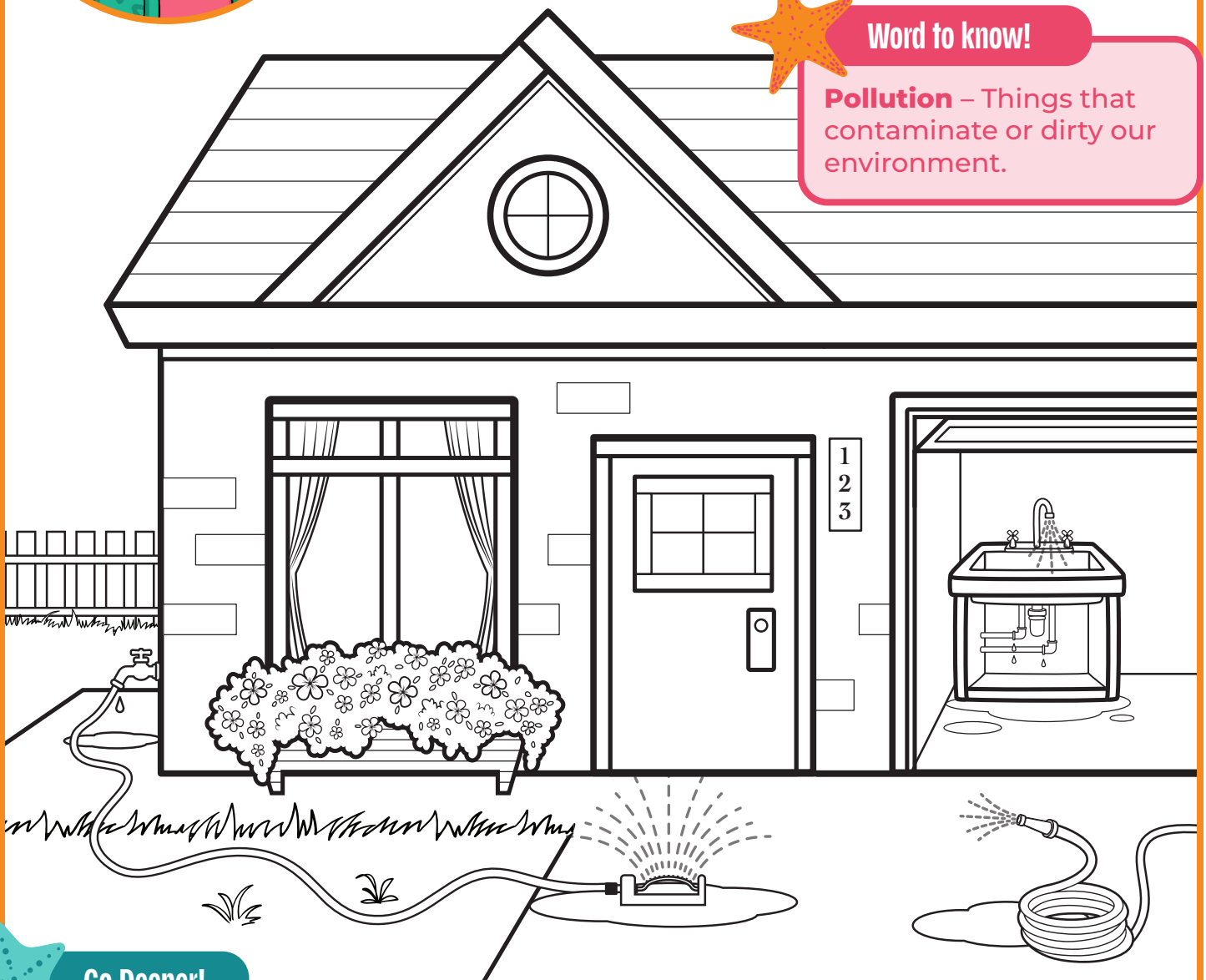
Watch Out for Waste



Hi, friends! I'm CeCe Starfish. Thanks for helping me today! Let's start with this house. It looks like my assistant, Shrimpy, was in such a rush he forgot to save water. There are five ways he is wasting water in this house; mark an "x" over each one.

Word to know!

Pollution – Things that contaminate or dirty our environment.



Go Deeper!

How much water is being wasted in this house? Using verified sources, figure out how much water each of the issues above is wasting.

Color & Share


Nice work on that house! Now, take a look at this drawing of the water cycle. I asked Shrimpy to label it, but I think he forgot. Can you help me?

Evaporation is when water vapor rises; label that with an **E**.

Condensation is when the vapor cools and forms clouds; label that with a **C**.

Precipitation is when water falls back to Earth; label that with a **P**.

Then, color in the picture and show it to your family and friends!



Word to know!

Water cycle – The path that water follows as it moves around the earth.



Spread the Water Word

You're doing great! I think it's time to get the word out about saving water. Luckily, I just started a blog called The Water Observer. I really like old newspapers; they have such a vintage feel! So, I want you to pretend you're a journalist and write an article for my newspaper/blog. I want you to think about everything you've learned about water; if you want to complete the rest of the activities first, that's okay! When you're ready to write your article, make sure it includes the water cycle, one way we use water and one way to save water. Now, every good article includes a picture, so make sure you draw something to go along with your article.



Teachers/caregivers, have your student read their article out loud to you when they're done. Then tear out the page and hang up their article somewhere everyone can see it!

Word to know!

Evaporation – The process of liquid water turning into water vapor.

Go Deeper!

Want to try being a news anchor? Team up with a classmate or friend and film each other presenting your Water Observer stories, like you are on the news!

Watch Out for Waste

Oh, no! I had all these great facts about saving water, but Shrimpy scrambled them up with some symbols. You can help me out by solving the equations to figure out how many gallons each symbol is worth.



Equations

$$2 + 3 = \text{toothbrush}$$

$$\text{showerhead} + 15 = \text{washing machine}$$

$$\text{toothbrush} \times 4 = \text{dishes}$$

$$\text{toothbrush} + \text{dishes} + \text{showerhead} + \text{washing machine} = 90$$

$$\text{dishes} + 5 = \text{showerhead}$$

Answers



Turning off the water when you brush your teeth

=

gallons per day saved



Only doing full loads in the dishwasher

=

gallons per week saved



Taking a shower shorter than five minutes

=

gallons per day saved



Only doing full loads in the washing machine

=

gallons per week saved

Word to know!

Condensation – The process of water vapor turning into liquid water.

Answers: Turning off the water when you brush your teeth can save 5 gallons a day. Only doing full loads in the dishwasher can save 20 gallons a week. Taking a shower shorter than 5 minutes can save 25 gallons a day. Only doing full loads in the washing machine can save 40 gallons a week.

Making Waves – With Reading!

You know how much I love story time! I think it's time we learned a little more about how to conserve and protect the water we all use every day. Read the story below about conservation, then fill in the main idea in the big wave. Once you've done that, write down three details from the story that support the main idea in the boats on the water.

Mr. Mayor had a big job to do. Conservation Cove was in danger, and it was up to him to fix it! The biggest threat to the future of Conservation Cove was water waste. All over town, water was running out. Mr. Mayor had to investigate, and fast! He started in his favorite place – his home – and right away, he found something important. His kitchen sink was leaking! He knew that a leaky faucet could waste hundreds of gallons of water every year. Mr. Mayor acted fast. He called a plumber to fix the sink right away. Then, he ran to the center of town to spread the word about leaky faucets. Conservation Cove might be saved after all!



Detail:

Detail:

Detail:


Word to know!

Precipitation – Rain, snow, sleet or hail that falls to the ground.

Main Idea:

Be a Home Water Hero

Wow! With all that knowledge you have, I don't think you'll be wasting water anytime soon. But just to make sure, take this chart with you. Hang it up in your most used bathroom. Each day, draw a tally mark each time someone turns off the water when they brush their teeth. Then, total up the marks. Multiply by four. Finally, add up the totals in the last column to find out how much water your family saved this week!



	Tally Mark	Total Number	Gallons Saved
Monday			x4
Tuesday			x4
Wednesday			x4
Thursday			x4
Friday			x4
Saturday			x4
Sunday			x4



Word to know!

Drought – When it rains less than normal in an area over months or years.



Go Deeper!


Make a fun poster to remind your family to save water every day! Put it next to this chart in your most used bathroom.

Here...



39 million people

in California use water every day.



x 85

The average person in California uses 85 gallons of water per day.

If Californians reduced showers by one minute,

21 billion gallons

of water would be saved every year.



Time to do your own research! Find a fun fact about water in your region and write it here:

... and There!

12%

of the population of the USA lives in CA, yet only

9%

of water used each year is used by Californians!



x 190

The average person in Nevada uses 190 gallons per day. We're leading the way!



That's like saving all the water from Niagara Falls for 8 straight hours!

Find a fun fact about water somewhere else in the world and write it here:



Hey parents, students and teachers!

GO TO: ^{NTC}**playworks.com**

Check out more fun learning activities on this topic at **NTCplayworks.com!**

Here's How:

1. Go to NTCplayworks.com
2. Select your state and program
3. Enjoy digital games, interactive activities, e-books & more